


## Cam & Groove Configurations

Configurations are representative of the Dixon® line of cam & groove.

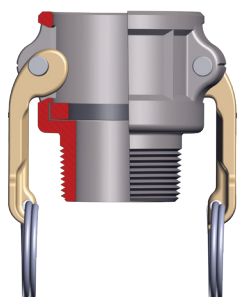
**B**




**Type A**  
adapter x female NPT



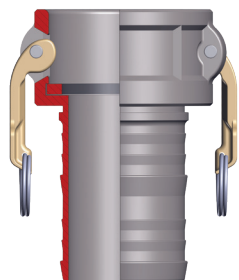
**Type E**  
adapter x hose shank



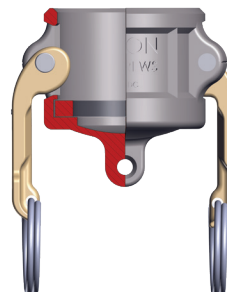
**Type B**  
coupler x male NPT



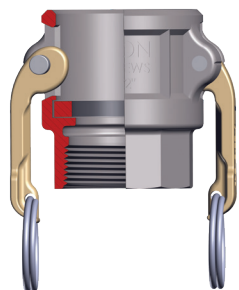
**Type F**  
adapter x male NPT



**Type C**  
coupler x hose shank



**Type DC<sup>1</sup>**  
dust cap



**Type D**  
coupler x female NPT



**Type DP<sup>1</sup>**  
dust plug



<sup>1</sup> Dust caps and dust plugs are not to be used in pressure applications for safety and environmental reasons.

### **⚠ WARNING**

Under no circumstances should cam & groove couplings be used for compressed air or steam service!